

C19025

CuNi1Sn1P

C19025 is one of the more versatile copper alloys in the Wieland product portfolio meeting the needs of automotive, electronics and electrical markets. This alloy was developed in the late 1990s to meet the increasing requirements of current carrying capacity, service temperature survivability, spring strength, while maintaining good formability demanded by the automotive terminal design engineers.

Chemical composition (Reference)

Ni	1 %
Sn	1 %
P	0.05 %
Cu	balance

Physical properties (Reference values at room temperature)

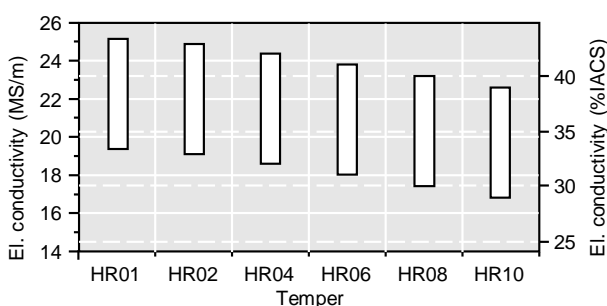
Electrical conductivity	23 MS/m	40 %IACS
Thermal conductivity	173 W/(m·K)	100 Btu·ft/(ft ² ·h·°F)
Coefficient of electrical resistance*	1.6 10 ⁻³ /K	0.9 10 ⁻³ /°F
Coefficient of thermal expansion*	16.9 10 ⁻⁶ /K	9.4 10 ⁻⁶ /°F
Density	8.91 g/cm ³	0.322 lb/in ³
Modulus of elasticity	129 GPa	18,800 ksi
Specific heat	0.377 J/(g·K)	0.090 Btu/(lb·°F)
Poisson's ratio	0.34	0.34

* Between 0 and 300 °C

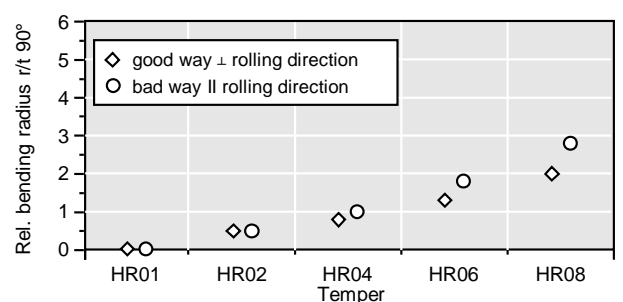
Mechanical properties (values in brackets are for information only)

Temper	Tensile strength R _m		Yield strength R _{p0.2}		Elongation A ₅₀ / A ₂ "
	MPa	ksi	MPa	ksi	%
HR01	340-470	49-68	≥ 290	≥ 42	≥ 15
HR02	435-525	63-76	≥ 400	≥ 58	≥ 9
HR04	495-570	72-83	≥ 470	≥ 68	≥ 5
HR06	540-615	78-89	≥ 510	≥ 74	≥ 4
HR08	580-655	84-95	≥ 560	≥ 81	-
HR10	625-730	91-106	≥ 605	≥ 88	-

Electrical conductivity



Bendability* (Strip thickness t ≤ 0.4 mm)

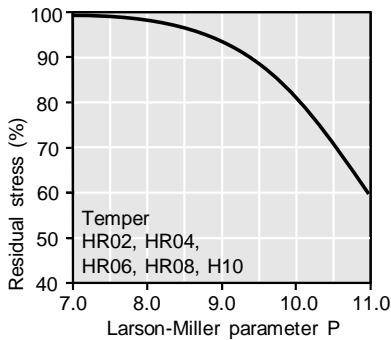


* Typical 90° bend formability. Data for reference only.

C19025

CuNi1Sn1P

Thermal stress relaxation



Stress remaining after thermal relaxation as a function of Larson-Miller parameter P

(F. R. Larson, J. Miller, Trans ASME74 (1952) 765–775) given by:

$$P = (20 + \log(t)) \cdot (T + 273) \cdot 0.001$$

Time t in hours, temperature T in °C.

Example: P = 9 is equivalent to 1,000 h/118 °C.

Measured on stress relief annealed specimens parallel to rolling direction.

Total stress relaxation depends on the applied stress level.

Furthermore, it is increased to some extent by cold deformation.

Fatigue strength

The fatigue strength is defined as the maximum bending stress amplitude which a material withstands for 10^7 load cycles under symmetrical alternate load without breaking. It is dependent on the temper tested and is about 1/3 of the tensile strength R_m .

Types and formats available

- Standard coils with outside diameters up to 1,400 mm
- Traverse-wound coils with drum weights up to 1.5 t
- Multicoil up to 5 t
- Hot-dip tinned strip
- Contour-milled strip

Dimensions available

- Strip thickness from 0.10 mm, thinner gauges on request
- Strip width from 3 mm, however min. 10 x strip thickness

Wieland-Werke AG | Graf-Arco-Straße 36 | 89079 Ulm | Germany
info@wieland.com | wieland.com

Wieland Rolled Products North America | 4803 Olympia Park Plaza, Suite 3000 | Louisville, Kentucky | USA
infona@wieland.com | wieland-rolledproductsna.com

This printed matter is not subject to revision. No claims can be derived from it unless there is evidence of intent or gross negligence. The product characteristics are not guaranteed and do not replace experts' advice.